

BloodTrack[®] Software

National Haemovigilance Office Conference
February 15, 2022



HAEMONETICS[®]

Disclosure information

- **Conference Name:** National Haemovigilance Conference
- **Speaker:** Mike Lukas
- **I have the following relationship(s) to disclose:**
 - Director of Global Business Development at Haemonetics Corporation

Agenda

- What is the BloodTrack® software system
- Where is BloodTrack used today
- What are key factors to achieve success with BloodTrack
- How is BloodTrack currently used in Ireland
- What benefits have been realized in Ireland
- What else can BloodTrack do
- What comes next

What is the BloodTrack® software system?

- A point-of-care blood management system that combines hardware and software with a simple guided workflow that was designed to:
 - Enhance patient safety by electronically verifying the right blood is transfused to the right patient
 - Reduce waste by tracking blood location, monitoring status and facilitating movement of blood to ensure that it gets used in a timely fashion
 - Improve efficiency and reduce workload through more effective utilization of blood inventory
 - Reduce time to access blood by storing blood closer to the point-of-care
 - Maintain compliance by electronically tracking all activities and promoting standardization of transfusion practice

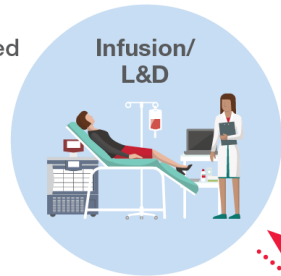
BloodTrack® software – Extend visibility to the point-of-care

A modular suite of blood management and bedside transfusion solutions:



BloodTrack® HaemoBank® 80
Blood Storage Device

BloodTrack® Crossmatched
Blood Management
BloodTrack Courier®



Infusion/
L&D



Surgery/
ICU

BloodTrack Just-in-time
Blood Management
BloodTrack OnDemand®



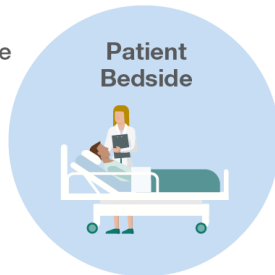
Nursing
Station

Clinical Transfusion
Workflow
BloodTrack® Enquiry

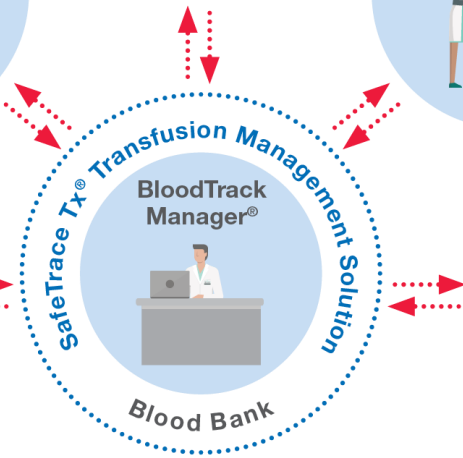


BloodTrack® HaemoBank® 20
Blood Storage Device

Bedside Sample
Collection
BloodTrack Tx®

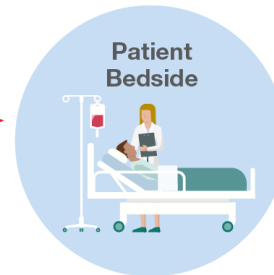


Patient
Bedside



BloodTrack
Manager®

Blood Bank



Patient
Bedside

Bedside Transfusion
Verification
BloodTrack Tx®



BloodTrack Tx®



BloodTrack Tx®

Where is the BloodTrack® software solution used?

- The first BloodTrack system was installed in 2001 in the United Kingdom
- 20 years later, BloodTrack is now used in over 500 hospitals across 14 countries:
 - Ireland, England, Italy, Denmark, The Netherlands, Belgium, Sweden, Saudi Arabia, Kuwait, United Arab Emirates, Australia, United States, Canada
- Many of the largest, most well known healthcare institutions, including 11 of the top 20 US hospitals¹ rely on BloodTrack to maintain traceability of their hospital's blood supply chain:
 - Oxford University (UK)
 - Cleveland Clinic (US, UK, UAE)
 - John Hopkins (US)
 - Mayo Clinic (US, UAE)

¹ According to U.S. News & World Report: Best Hospitals 2021-22 Honor Roll

Key factors for success with BloodTrack® software

- BloodTrack is not a science or diagnostic based product
- BloodTrack is largely a process based product
 - By following a simple and consistent process, transfusion errors can be reduced
- Compliance tends to be high because the process is easy to follow
- In many situations, BloodTrack is unable to physically force you to follow the process
- If you do not follow the process, there may be a significant increase in risk of error that may lead to patient harm

YOU are the most important part of a successful transfusion

Your commitment to following your training and following the BloodTrack process is the best way to ensure a positive outcome

How is BloodTrack® software used in Ireland?

- Each hospital has at least one BloodTrack managed blood storage device.
- Each hospital has many handheld devices and mobile printers
- As samples are drawn, BloodTrack prints labels which are applied to specimen tubes
- After blood products are prepared and labelled for patients they are stored in BloodTrack managed devices for retrieval
- Blood Product pickup slips are printed after scanning a patient wristband and used to retrieve blood from a refrigerator
- BloodTrack handhelds are used at the patient bedside to confirm a match between blood unit and patient prior to infusion



What benefits have been realized in Ireland?


Since 2010, BloodTrack[®] software in conjunction with other operational practice improvements that are part of the blood stock management programme have led to:

- Increased compliance and efficiency
- Reduction in the number of RBC orders from 139,000 to 110,000 units per annum¹
- Reduction in outdating rate to 0.5% per annum¹
- Rerouting of 5,000 RBC units and 1,000 platelet units per annum¹
- Savings of €2 million per annum¹

¹McEvoy C. Electronic Blood Tracking System. (Case Study) Dublin, Feidhmeannacht na Seirbhíse Sláinte (Health Service Executive), 2015.

What else can BloodTrack® software do?

- Specimen collection lists with patient locations, tube colours and test types
- Specimen tube labels with barcoded accession numbers
- Access to emergency blood based on patient Age and Gender
- Access to packs of blood (mix of products) for massive hemorrhage
- Remote Electronic Issue, electronic crossmatching and labelling of blood at the blood storage device
- Scanning of GS1 2D barcodes on plasma derivatives



What comes next?

- Upgrade of the national system to the latest version of BloodTrack® software
 - Provides the framework for introducing new BloodTrack features
- Expanded deployment of the BloodTrack HaemoBank® blood storage device
 - More sophisticated self service access to blood closer to the point-of-care
- Deployment of the Cerner® MedLIS system
 - Common medical laboratory information system with support for advanced BloodTrack functionality



Questions



Thank you

©2022 Haemonetics Corporation. Haemonetics, BloodTrack, BloodTrack Courier, BloodTrack OnDemand, HaemoBank, BloodTrack Tx, BloodTrack Manager, and SafeTrace Tx are trademarks or registered trademarks of Haemonetics Corporation in the USA, other countries, or both. All other product names, trademarks and registered trademarks are the property of their respective owners. 02.2022 USA. COL-COPY-001607-IE(AA)



HAEMONETICS®