



Irish Blood Transfusion Service

Seirbhís Fuilaidriúcháin na hÉireann

Document Detail

Type: PMF IBTS SPEC
Document No.: IBTS/PMF/SPEC/0226[5]
Title: **LEUCOCYTES POOLED IRRADIATED (SOURCE OF GRANULOCYTES)**
Owner: QA DOC CON QA DOC CONTROL
Status: CURRENT
Effective Date: 18-Apr-2021
Expiration Date: 04-Aug-2025

Review

Review: IBTS PMF REVIEW

<u>Level</u>	<u>Owner Role</u>	<u>Actor</u>	<u>Sign-off By</u>
1	DOCUMENT CONTROLLER	REBECCA WALDEN	REBECCA WALDEN
2	QUALITY ASSURANCE WRITER IBTS	REBECCA WALDEN	REBECCA WALDEN
3	LABS PHS DIR IBTS	BARRY DOYLE	BARRY DOYLE
3	NATIONAL MEDICAL DIRECTOR	STEPHEN FIELD	STEPHEN FIELD
4	QUALITY ASSURANCE REVIEWER IBTS	COLIN JOHNS	COLIN JOHNS

Review: IBTS DOC PERIODIC REVIEW

<u>Level</u>	<u>Owner Role</u>	<u>Actor</u>	<u>Sign-off By</u>
1	DOCUMENT CONTROLLER	REBECCA WALDEN	REBECCA WALDEN
2	QUALITY ASSURANCE WRITER IBTS	REBECCA WALDEN	REBECCA WALDEN
3	NATIONAL MEDICAL DIRECTOR	TOR HERVIG	TOR HERVIG
3	COMPONENTS HEAD OF DEPT MRTC	AINE FITZPATRICK	AINE FITZPATRICK
3	LABS PHS DIR IBTS	BARRY DOYLE	BARRY DOYLE
3	SSCD HEAD OF DEPT IBTS	AILEEN FARRELLY	AILEEN FARRELLY
4	QUALITY ASSURANCE REVIEWER IBTS	COLIN JOHNS	COLIN JOHNS
4	DIRECTOR OF QUALITY	KAREN BYRNE	KAREN BYRNE

Change Orders

Changes as described on Change Order: Change Order No.

Change Orders - Incorporated

Changes as described on Change Order: Change Order No.
IBTS/CO/0167/21

**IRISH BLOOD TRANSFUSION SERVICE
PRODUCT MASTER FILE**

TITLE: LEUCOCYTES POOLED IRRADIATED

Change Description:

Revise IBTS/PMF/SPEC/0203 – 0218, 0220, 0221, 0224, 0226, 0227, 0232, 0236 to update the product labels in the appendices for each product.

Reason for Change:

Fix to the labels as part of the semester patch reference CC 126/19/IBTS and reference IBTS/QA/IQ/0600 Deviation 008

Change order No.:

IBTS/CO/0167/21

Referenced Documents

N/A

SmartSolve Roles

N/A

Training Type

N/A

SmartSolve Document Category

Category	Mobile	Cryobiology	Website	GDP
Yes / No	No	No	Yes	No

IRISH BLOOD TRANSFUSION SERVICE
PRODUCT MASTER FILE

Title: Leucocytes Pooled Irradiated

Name of Products: Leucocytes Pooled, Irradiated (Source of Granulocytes)

E Progesa Codabar Component Codes: 36880

E Progesa ISBT-128 Component Codes: E8209V00

General Description: Leucocytes Pooled obtained by pooling up to 5 units of buffy coats derived from whole blood within 24 hours of venepuncture by centrifugation and automated separation. The selected donors meet the additional criteria for neonatal use. These components contain granulocytes as a major cellular component suspended in anticoagulated blood.

General Specification:

Parameter	Quality Requirement	Frequency of Control
Volume Range	49-67 ml per unit (pooled)	100 %
Leucocyte Content	1.6×10^9 per unit (pooled)	1 %

Labelling: See Appendix I

Storage: Leucocytes Pooled, Irradiated (source of granulocytes) should be used as soon as possible. If delay is unavoidable, the component should be stored at a core temperature of $22^{\circ}\text{C} \pm 2^{\circ}\text{C}$ without agitation and used within 24 hours.

- Irradiation:** Leucocytes Pooled, Irradiated (source of granulocytes) **must** be irradiated **immediately** before issue.
- Transportation:** Transport containers should be kept open at room temperature for 30 minutes before use. During transportation from the Irish Blood Transfusion Service to the place where they are intended for use, the temperature of Leucocytes Pooled, Irradiated (source of granulocytes) must be kept as close as possible to the recommended storage temperature. On receipt, if not transfused immediately, they should be transferred to storage at $22^{\circ}\text{C} \pm 2^{\circ}\text{C}$, unagitated.
- Indications for Use:** May be used in severely neutropenic patients with proven sepsis while receiving adequate antibiotic therapy.
- Precautions in Use:**
- As there is significant red cell contamination, compatibility testing is required.
 - Leucocytes Pooled, Irradiated (source of granulocytes) should be infused intravenously through a set containing an inline 170-200 μm filter.
 - Leucocytes Pooled, Irradiated (source of granulocytes) **must** be irradiated before transfusion.
 - No solution should be added to the bag or giving set.
 - Components should be inspected visually for defects, leakage, abnormal colour or visible clots.
 - Rh D negative female recipients of child bearing potential should preferably not be transfused with Leucocytes Pooled, Irradiated (source of granulocytes) from Rh D positive donors
 - HLA alloimmunised recipients require HLA matched components if available.
- Adverse Effects Include:**
- Circulatory overload;
 - Haemolytic transfusion reaction;
 - Graft versus host disease due to transfusion of viable lymphocytes can occur, but is minimised by exposure of the suspension to ionising radiation before transfusion;
 - Hypersensitivity reactions may occur but there is a reduced incidence of chills and fever;

- Non-haemolytic transfusion reactions may occur (namely fever, chills and urticaria);
- Anaphylaxis
- Pathogen transmission
 - Despite careful donor selection and laboratory screening procedures, infections including Syphilis, Viral Hepatitis, HIV, HTLV 1 & 11 and other viruses and protozoa (e.g. malaria) may, in rare instances, occur.
 - vCJD transmission
 - Transmission of other pathogens that are not tested for or recognised.
 - The risk of CMV transmission is minimal as the components are leucodepleted
 - Sepsis due to bacterial contamination (reduced but not eliminated by bacterial screening)
- Immunological effects
 - Alloimmunisation to HLA, HPA and red cell antigens
 - Post transfusion purpura (PTP), especially in parous female recipients
 - Graft versus host disease due to transfusion of viable lymphocytes can occur, but is minimised by exposure of the suspension to ionising radiation before transfusion
 - Transfusion related Acute Lung injury (TRALI) by donor HLA/granulocyte antibodies
- Metabolic upset
 - Citrate toxicity, especially in neonates and in patients with impaired hepatic function.
 - \uparrow K^+ in massive transfusions, especially where patient is hypothermic or acidotic or has impaired renal function.
 - Hypocalcaemia.
 - Hypoglycaemia.
 - Hypokalaemia.
- Iron overload
 - In patients on chronic red cell transfusion support programmes.

Serious Adverse Reaction

Please inform the IBTS immediately about any event relating to suspected bacterial sepsis/transfusion associated bacterial sepsis

Serious adverse reactions should be reported to:

National Haemovigilance Office

Irish Blood Transfusion Service

National Blood Centre

James's Street

Dublin 8

AND**Quality Assurance Manager**

Irish Blood Transfusion Service

AT EITHER

National Blood Centre

James's Street

Dublin 8

OR

Munster Regional Transfusion Centre

St Finbar's Hospital

Douglas Road, Cork

Verify when in Use. Status: CURRENT Effective 18 April 2021

APPENDIX I

E Progesa Codabar Component Code : 36880

E Progesa ISBT -128 Component Code: E8209V00

Product Name

Leucocytes Pooled, Irradiated
(Source of Granulocytes)


Shelf Life

24 hours

Labelling and Barcode:

(for illustration purposes only – barcodes not suitable for scanning – label not to scale)


IBTS ver 2.0



5100


Leucocytes Pooled, Irradiated
(Source of Granulocytes)

Store at 22°C ± 2°C




021088

Drawn 29 Mar 2021



E8209V00

300 ml




0210891431


Expiry 30 Mar 2021 14:31

Units in pool: 1


This component must not be used if there are visible signs of deterioration. This component may transmit infection
DO NOT AGITATE
Must be administered using a suitable transfusion set incorporating a 170 – 200 µm filter.



36880



Expiry 30/03/2021



O Pos